



[www.zeetex.com](http://www.zeetex.com)

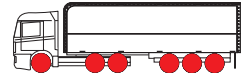


**TRUCK & BUS RADIAL**

# HT-12 EXTRA



- a) Unique tread design with zigzag tread grooves provides good grip and also offers resistance against irregular wear
- b) Adoption of optimal linear grooves for maximum stability and performance with better water dispersal
- c) Innovative shoulder with optimized tie-bar prevents irregular wear and provides excellent traction performance

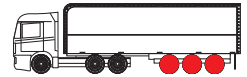


Size	PR	Load Index	Speed Symbol	RR	Wet Grip	Pass By Noise	Grade
11R22.5	16	146/143	M	C	B	75	
315/70R22.5	18	156/150	L	C	B	73	
315/80R22.5	18	154/151	M	C	B	73	
315/80R22.5	20	156/150	L	C	B	73	

# HT-15 EXTRA



- a) Low bed trailer tire designed to withstand severe scrubbing
- b) Wider grooves helps quicker evacuation of water
- c) Offers high resistance towards chipping & tearing

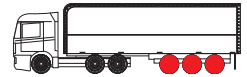



Size	PR	Load Index	Speed Symbol	RR	Wet Grip	Pass By Noise	Grade
235/75R17.5	16	143/141	J	D	C	71	

# HT-17 EXTRA



- a) Exclusively designed for the trailer axles for Regional haul application
- b) Improved water drainage due to wider circumferential grooves that help good traction control
- c) Optimized tread width brings in longer mileage and even wear
- d) Abrasion resistant compound withstands severe scrubbing forces in trailer application

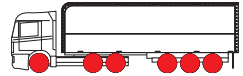


Size	PR	Load Index	Speed Symbol	RR	Wet Grip	Pass By Noise	Grade
215/75R17.5	16	135/133	J	D	B	70	

# HT-20 EXTRA



- a) All position tire for On & Off road applications
- b) Wider tread pattern ensures high mileage, even wear and good handling
- c) Specially designed grooves help in reduction of stone holding, thereby enhancing casing durability
- d) Strong shoulders and robust crown promotes stability and ensures even wear

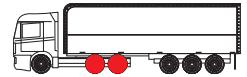


Size	PR	Load Index	Speed Symbol	RR	Wet Grip	Pass By Noise	Grade
265/70R19.5	18	143/141	J	C	C	73	

# TZ-10 EXTRA



- a) Drive Axle Pattern meant for ON road applications
- b) Directional Design which allows good traction
- c) Offers more regular wear & also improved braking performance
- d) Chances of stone trapping is minimized because of the specially designed grooves & sipes

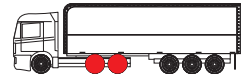


Size	PR	Load Index	Speed Symbol	RR	Wet Grip	Pass By Noise	Grade
11R22.5	16	148/145	M	D	B	75	
315/80R22.5	18	156/150	L	C	B	75	
315/80R22.5	20	157/154	K	C	B	73	

# TZ-11 EXTRA



- a) Rigid and aggressive block design helps in braking and traction performances
- b) Minimal stone retention because of the specially designed grooves and sipes
- c) Open shoulder grooves provide good drainage and additional traction

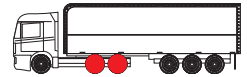


Size	PR	Load Index	Speed Symbol	RR	Wet Grip	Pass By Noise	Grade
315/70R22.5	18	154/150	M	C	B	75	

# TZ-15 EXTRA



- a) Drive axle tire designed for On & Off road applications
- b) Wider & deeper tread helps deliver longer mileage and extra-ordinary stability
- c) Open shoulder design and angular grooves help in quicker water and mud evacuation
- d) Center tread blocks help in arresting tearing of tread in severe application



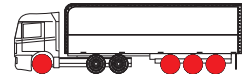
Size	PR	Load Index	Speed Symbol	RR	Wet Grip	Pass By Noise	Grade
13R22.5	18	156/150	K	C	B	76	
315/80 R22.5	18	154/150	K	D	B	77	
315/80 R22.5	20	156/150	K	D	B	77	



# ZS-09 EXTRA



- a) Specially designed for steer & trailer axles for on highway application
- b) Strong shoulder ribs resist uneven wear and improve resistance against damages
- c) Improved contact patch due to optimized tread pattern resulting in longer tread life
- d) Stone ejectors prevent penetration of stones for improved resistance to damages

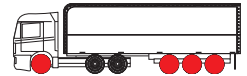


Size	PR	Load Index	Speed Symbol	RR	Wet Grip	Pass By Noise	Grade
385/55R19.5	18	156	J	D	B	73	
435/50R19.5	20	160	J	D	B	73	
445/45R19.5	20	160	J	D	B	73	
385/65R22.5	20	160	K	C	B	73	
385/55R22.5	20	160	K	C	B	73	

# ZS-10 EXTRA



- a) Aggressive tread design for both On & Off road applications
- b) Large tread blocks offer excellent traction
- c) Wide and deep tread design offers extended tread life in high scrub applications.

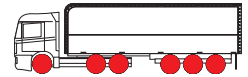



Size	PR	Load Index	Speed Symbol	RR	Wet Grip	Pass By Noise	Grade
385/65R22.5	20	160	K	EU homologation is under process			
425/65R22.5	20	165	K				
445/65R22.5	20	169	K				

# ZOH2 EXTRA



- a) All position pattern for Highway application
- b) Premium 5 rib pattern that offers extra-ordinary ride comfort & delivers incredibly longer mileage
- c) Low rolling resistance that yields to good fuel economy
- d) Good road grip both on dry & wet conditions; reducing braking distance ensuring safety

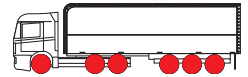





Size	PR	Load Index	Speed Symbol	RR	Wet Grip	Pass By Noise	Grade
295/80 R22.5	16	152/148	M	C	B	71	

# ZOM4 EXTRA



- a) All position pattern for mixed road application
- b) Abrasive resistant tread compound helps resist tears and deliver longer mileage both in on & off road application
- c) Unique semi-lug tread design that is highly resistant against chipping & cutting
- d) Reinforced sidewall ribs offer protection against impacts and scuffing

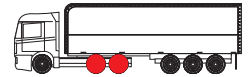


Size	PR	Load Index	Speed Symbol	RR	Wet Grip	Pass By Noise	Grade
13R22.5	18	156/150	K	D	B	73	
315/80 R22.5	18	154/150	K	C	B	73	
315/80 R22.5	20	156/150	K	C	B	73	

# ZDH1 EXTRA



- a) Drive axle tire meant for highway application
- b) Open shoulder block design that evacuates water quickly to ensure good road grip on wet conditions
- c) Well placed stone ejectors prevent retention, thereby saving casings for retreading
- d) Longer tread life & greater retreadability

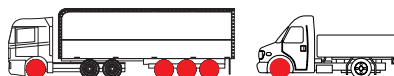


Size	PR	Load Index	Speed Symbol	RR	Wet Grip	Pass By Noise	Grade
295/80 R22.5	16	152/148	M	C	C	75	

# ZSR EXTRA



- a) All position tire exclusively designed for Steer axle position for Regional application of Light Trucks & Trucks
- b) Unidirectional pattern to deliver extra-ordinary performance in wet conditions
- c) Wear resistant compound prolongs tread life and gives longer mileage
- d) Exceptional abrasion & puncture resistance

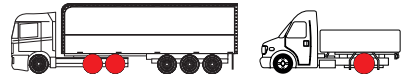


Size	PR	Load Index	Speed Symbol	RR	Wet Grip	Pass By Noise	Grade
215/75R17.5	14	126/124	M	F	A	72	
225/75R17.5	14	129/127	M	F	B	72	
235/75R17.5	14	132/130	M	E	B	72	

# ZDR2 EXTRA



- a) Drive axle tire for Regional application of Light Trucks & Trucks
- b) Open shoulder block design delivers superb traction on both wet & dry surfaces
- c) Tear-resistant due to the unique shape of the tread blocks thereby enhancing durability
- d) Longer tread life & greater retreadability due to its special compound and casing construction

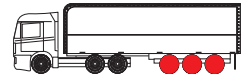



Size	PR	Load Index	Speed Symbol	RR	Wet Grip	Pass By Noise	Grade
215/75R17.5	14	126/124	M	F	B	72	
225/75R17.5	14	129/127	M	F	B	72	
235/75R17.5	14	132/130	M	F	B	73	

# ZTR1 EXTRA



- a) Improved water drainage due to wider circumferential grooves that help good traction control
- b) Optimized tread width brings in longer mileage and even wear
- c) Abrasion resistant compound withstands severe scrubbing forces in trailer application



Size	PR	Load Index	Speed Symbol	RR	Wet Grip	Pass By Noise	Grade
9.5 R17.5	18	143/141	J	E	C	71	




# ZOU1 EXTRA



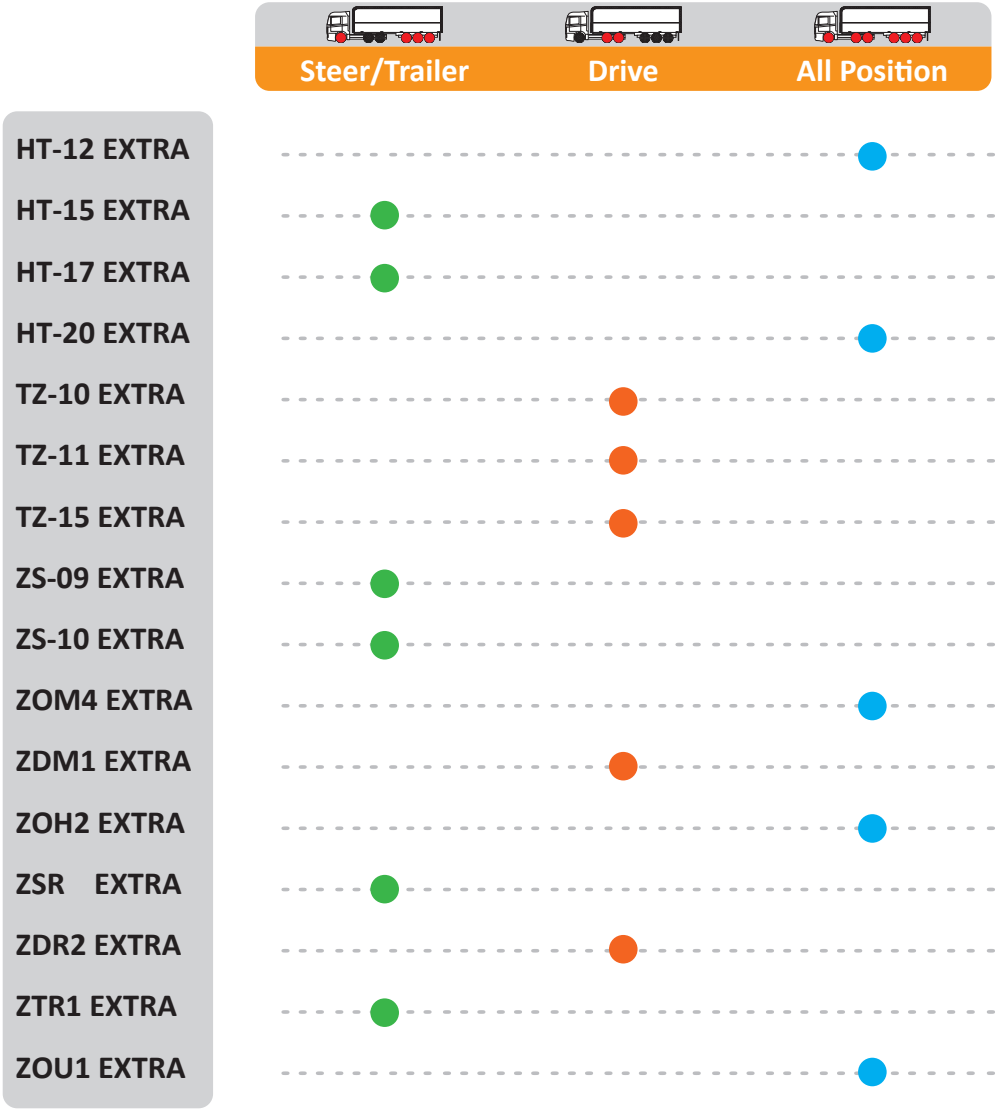
- a) Specially engineered tire that withstands continuous stop & go operation, shocks from pavements, potholes etc.
- b) Excellent sidewall protection to resist damage from kerbs & other road hazards
- c) Robust casing ensures longer initial mileage and withstands multiple retreads



Size	PR	Load Index	Speed Symbol	RR	Wet Grip	Pass By Noise	Grade
275/70 R22.5	16	148/145	J	E	B	76	

# Upcoming Patterns & Sizes

Pattern	Size	PR	Load Index	Speed Symbol	Application & Position
ZDR3 EXTRA	315/70R22.5	16	154/150	M	Regional Drive
ZDR3 EXTRA	315/80R22.5	18	154/151	M	Regional Drive
ZTH1 EXTRA	385/65R22.5	20	160	K	Longhaul Trailer



# Load Index

Load Index	kg	Load Index	kg	Load Index	kg	Load Index	kg	Load Index	kg	Load Index	kg
75	387	91	615	107	975	123	1550	139	2430	155	3875
76	400	92	630	108	1000	124	1600	140	2500	156	4000
77	412	93	650	109	1030	125	1650	141	2575	157	4125
78	425	94	670	110	1060	126	1700	142	2650	158	4250
79	437	95	690	111	1090	127	1750	143	2725	159	4375
80	450	96	710	112	1120	128	1800	144	2800	160	4500
81	462	97	730	113	1150	129	1850	145	2900	161	4625
82	475	98	750	114	1180	130	1900	146	3000	162	4750
83	487	99	775	115	1215	131	1950	147	3075	163	4875
84	500	100	800	116	1250	132	2000	148	3150	164	5000
85	515	101	825	117	1285	133	2060	149	3250	165	5150
86	530	102	850	118	1320	134	2120	150	3350	166	5300
87	545	103	875	119	1360	135	2180	151	3450	167	5450
88	560	104	900	120	1400	136	2240	152	3550	168	5600
89	580	105	925	121	1450	137	2300	153	3650	169	5800
90	600	106	950	122	1500	138	2360	154	3750	170	6000

# Speed Symbol

Speed Symbol	Speed (km/h)	Speed Symbol	Speed (km/h)	Speed Symbol	Speed (km/h)
A1	5	D	65	Q	160
A2	10	E	70	R	170
A3	15	F	80	S	180
A4	20	G	90	T	190
A5	25	J	100	U	200
A6	30	K	110	H	210
A7	35	L	120	V	240
A8	40	M	130	W	270
B	50	N	140	Y	300
C	60	P	150	ZR	>240



**Email: [eu-sales@zafco.com](mailto:eu-sales@zafco.com)**  
**[www.facebook.com/ZeetexGlobal](https://www.facebook.com/ZeetexGlobal)**  
**[www.zeetex.com](http://www.zeetex.com) | [www.zafco.com](http://www.zafco.com)**